


POLK COUNTY, TEXAS

GENERAL ELECTION

11/3/2020

Page 1 of 10

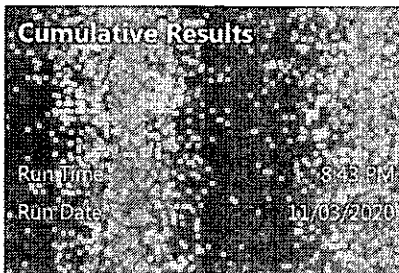


President and Vice President

Choice	Party	Absentee Voting		Early Voting		Election Day Voting		Total	
Donald J. Trump Michael R. Pence	REP	3747	63.18%	11778	81.67%	2971	79.87%	18496	76.84%
Joseph R. Biden Kamala D. Harris	DEM	2125	35.83%	2524	17.50%	704	18.92%	5353	22.24%
Jo Jorgensen Jeremy "Spike" Cohen	LIB	47	0.79%	89	0.62%	34	0.91%	170	0.71%
Howie Hawkins Angela Walker	GRN	9	0.15%	30	0.21%	11	0.30%	50	0.21%
BRIAN CARROLL/AMAR PATEL (W)		3	0.05%	0	0.00%	0	0.00%	3	0.01%
Cast Votes:		5931	100.00%	14421	100.00%	3720	100.00%	24072	100.00%
Undervotes:		42		32		18		92	
Overvotes:		1		0		0		1	

United States Senator

Choice	Party	Absentee Voting		Early Voting		Election Day Voting		Total	
John Cornyn	REP	3760	64.38%	11183	79.92%	2725	75.82%	17668	75.42%
Mary "MJ" Hegar	DEM	2000	34.25%	2468	17.64%	734	20.42%	5202	22.21%
Kerry Douglas McKennon	LIB	67	1.15%	265	1.89%	92	2.56%	424	1.81%
David B. Collins	GRN	13	0.22%	77	0.55%	43	1.20%	133	0.57%
Cast Votes:		5840	100.00%	13993	100.00%	3594	100.00%	23427	100.00%
Undervotes:		134		460		144		738	
Overvotes:		0		0		0		0	




POLK COUNTY, TEXAS

GENERAL ELECTION

11/3/2020

Page 2 of 10



United States Representative, District No. 36

Choice	Party	Absentee Voting		Early Voting		Election Day Voting		Total	
Brian Babin	REP	3845	66.35%	11705	83.67%	2977	83.11%	18527	79.29%
Rashad Lewis	DEM	1861	32.11%	2066	14.77%	515	14.38%	4442	19.01%
Chad Abbey	LIB	74	1.28%	165	1.18%	59	1.65%	298	1.28%
Hal J. Ridley Jr	GRN	15	0.26%	54	0.39%	31	0.87%	100	0.43%
Cast Votes:		5795	100.00%	13990	100.00%	3582	100.00%	23367	100.00%
Undervotes:		178		463		156		797	
Overvotes:		1		0		0		1	

Railroad Commissioner

Choice	Party	Absentee Voting		Early Voting		Election Day Voting		Total	
James "Jim" Wright	REP	3691	65.09%	11467	82.31%	2813	79.51%	17971	77.66%
Chrysta Castañeda	DEM	1826	32.20%	2205	15.83%	626	17.69%	4657	20.13%
Matt Sterett	LIB	107	1.89%	199	1.43%	73	2.06%	379	1.64%
Katija "Kat" Gruene	GRN	47	0.83%	60	0.43%	26	0.73%	133	0.57%
Cast Votes:		5671	100.00%	13931	100.00%	3538	100.00%	23140	100.00%
Undervotes:		303		522		200		1025	
Overvotes:		0		0		0		0	

Chief Justice, Supreme Court

Choice	Party	Absentee Voting		Early Voting		Election Day Voting		Total	
Nathan Hecht	REP	3689	64.61%	11343	81.73%	2777	79.03%	17809	77.09%
Amy Clark Meachum	DEM	1915	33.54%	2341	16.87%	656	18.67%	4912	21.26%
Mark Ash	LIB	106	1.86%	194	1.40%	81	2.31%	381	1.65%
Cast Votes:		5710	100.00%	13878	100.00%	3514	100.00%	23102	100.00%
Undervotes:		264		575		224		1063	
Overvotes:		0		0		0		0	

Cumulative Results

Run Time 8:43 PM
Run Date 11/03/2020

POLK COUNTY, TEXAS

GENERAL ELECTION

11/3/2020

Page 3 of 10

Unofficial results

40667
24165 of 40665 = 59.42 %
Precincts Reporting
46 of 46 = 100.00 %

Justice, Supreme Court, Place No. 6 Unexpired Term

Choice	Party	Absentee Voting		Early Voting		Election Day Voting		Total	
Jane Bland	REP	3788	66.95%	11531	83.24%	2877	81.85%	18196	79.03%
Kathy Cheng	DEM	1870	33.05%	2321	16.76%	638	18.15%	4829	20.97%
Cast Votes:		5658	100.00%	13852	100.00%	3515	100.00%	23025	100.00%
Undervotes:		316		601		223		1140	
Overvotes:		0		0		0		0	

Justice, Supreme Court, Place No. 7

Choice	Party	Absentee Voting		Early Voting		Election Day Voting		Total	
Jeff Boyd	REP	3655	64.42%	11323	81.87%	2803	79.56%	17781	77.21%
Staci Williams	DEM	1934	34.09%	2292	16.57%	640	18.17%	4866	21.13%
William Bryan Strange III	LIB	85	1.50%	216	1.56%	80	2.27%	381	1.65%
Cast Votes:		5674	100.00%	13831	100.00%	3523	100.00%	23028	100.00%
Undervotes:		300		622		215		1137	
Overvotes:		0		0		0		0	

Justice, Supreme Court, Place No. 8

Choice	Party	Absentee Voting		Early Voting		Election Day Voting		Total	
Brett Busby	REP	3700	65.12%	11339	82.25%	2809	80.21%	17848	77.70%
Gisela D. Triana	DEM	1871	32.93%	2231	16.18%	612	17.48%	4714	20.52%
Tom Oxford	LIB	111	1.95%	216	1.57%	81	2.31%	408	1.78%
Cast Votes:		5682	100.00%	13786	100.00%	3502	100.00%	22970	100.00%
Undervotes:		292		667		236		1195	
Overvotes:		0		0		0		0	

Cumulative Results

Run Time 8:43 PM
Run Date 11/03/2020

POLK COUNTY, TEXAS

GENERAL ELECTION

11/3/2020

Page 4 of 10

Unofficial results

40667
24165 of 40665 = 59.42 %

Precincts Reporting

46 of 46 = 100.00 %

Judge, Court of Criminal Appeals, Place No. 3

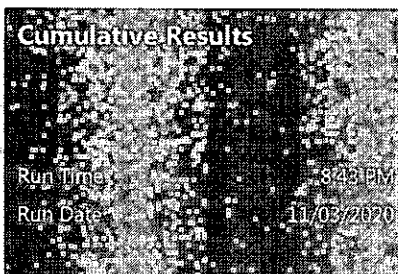
Choice	Party	Absentee Voting		Early Voting		Election Day Voting		Total	
Bert Richardson	REP	3722	65.95%	11427	82.86%	2820	80.62%	17969	78.36%
Elizabeth Davis Frizell	DEM	1922	34.05%	2363	17.14%	678	19.38%	4963	21.64%
Cast Votes:		5644	100.00%	13790	100.00%	3498	100.00%	22932	100.00%
Undervotes:		329		663		240		1232	
Overvotes:		1		0		0		1	

Judge, Court of Criminal Appeals, Place No. 4

Choice	Party	Absentee Voting		Early Voting		Election Day Voting		Total	
Kevin Patrick Yeary	REP	3713	65.94%	11446	83.23%	2844	81.56%	18003	78.72%
Tina Clinton	DEM	1918	34.06%	2307	16.77%	643	18.44%	4868	21.28%
Cast Votes:		5631	100.00%	13753	100.00%	3487	100.00%	22871	100.00%
Undervotes:		343		700		251		1294	
Overvotes:		0		0		0		0	

Judge, Court of Criminal Appeals, Place No. 9

Choice	Party	Absentee Voting		Early Voting		Election Day Voting		Total	
David Newell	REP	3732	66.32%	11447	83.31%	2829	81.53%	18008	78.85%
Brandon Birmingham	DEM	1895	33.68%	2294	16.69%	641	18.47%	4830	21.15%
Cast Votes:		5627	100.00%	13741	100.00%	3470	100.00%	22838	100.00%
Undervotes:		347		712		268		1327	
Overvotes:		0		0		0		0	




POLK COUNTY, TEXAS

GENERAL ELECTION

11/3/2020

Page 5 of 10



Member State Board of Education, District No. 8

Choice	Party	Absentee Voting		Early Voting		Election Day Voting		Total	
Audrey Young	REP	3942	78.14%	11641	87.88%	2912	85.95%	18495	85.31%
Audra Rose Berry	LIB	1103	21.86%	1606	12.12%	476	14.05%	3185	14.69%
Cast Votes:		5045	100.00%	13247	100.00%	3388	100.00%	21680	100.00%
Undervotes:		929		1206		350		2485	
Overvotes:		0		0		0		0	

State Representative, District No. 19

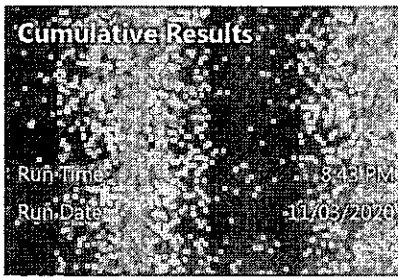
Choice	Party	Absentee Voting		Early Voting		Election Day Voting		Total	
James White	REP	4186	100.00%	12553	100.00%	3233	100.00%	19972	100.00%
Cast Votes:		4186	100.00%	12553	100.00%	3233	100.00%	19972	100.00%
Undervotes:		1788		1900		505		4193	
Overvotes:		0		0		0		0	

Chief Justice, 9th Court of Appeals District

Choice	Party	Absentee Voting		Early Voting		Election Day Voting		Total	
Scott Golemon	REP	4170	100.00%	12229	100.00%	3113	100.00%	19512	100.00%
Cast Votes:		4170	100.00%	12229	100.00%	3113	100.00%	19512	100.00%
Undervotes:		1804		2224		625		4653	
Overvotes:		0		0		0		0	

District Judge, 411th Judicial District

Choice	Party	Absentee Voting		Early Voting		Election Day Voting		Total	
John Wells	REP	4151	100.00%	12175	100.00%	3129	100.00%	19455	100.00%
Cast Votes:		4151	100.00%	12175	100.00%	3129	100.00%	19455	100.00%
Undervotes:		1823		2278		609		4710	
Overvotes:		0		0		0		0	

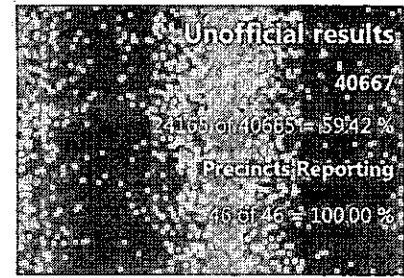


POLK COUNTY, TEXAS

GENERAL ELECTION

11/3/2020

Page 6 of 10



Sheriff

Choice	Party	Absentee Voting		Early Voting		Election Day Voting		Total	
Byron Lyons	REP	4254	100.00%	12678	100.00%	3257	100.00%	20189	100.00%
	Cast Votes:	4254	100.00%	12678	100.00%	3257	100.00%	20189	100.00%
	Undervotes:	1720		1775		481		3976	
	Overvotes:	0		0		0		0	

County Tax Assessor-Collector

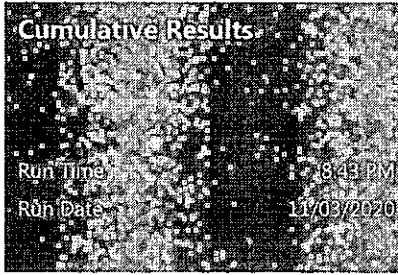
Choice	Party	Absentee Voting		Early Voting		Election Day Voting		Total	
Leslie Jones Burks	REP	4293	100.00%	12441	100.00%	3187	100.00%	19921	100.00%
	Cast Votes:	4293	100.00%	12441	100.00%	3187	100.00%	19921	100.00%
	Undervotes:	1681		2012		551		4244	
	Overvotes:	0		0		0		0	

County Commissioner, Precinct No. 1

Choice	Party	Absentee Voting		Early Voting		Election Day Voting		Total	
Guylene Rogers Robertson	REP	3457	100.00%	3705	100.00%	1121	100.00%	8283	100.00%
	Cast Votes:	3457	100.00%	3705	100.00%	1121	100.00%	8283	100.00%
	Undervotes:	1475		667		188		2330	
	Overvotes:	0		0		0		0	

County Commissioner, Precinct No. 3

Choice	Party	Absentee Voting		Early Voting		Election Day Voting		Total	
Milton B. Purvis	REP	204	100.00%	2150	100.00%	612	100.00%	2966	100.00%
	Cast Votes:	204	100.00%	2150	100.00%	612	100.00%	2966	100.00%
	Undervotes:	90		548		192		830	
	Overvotes:	0		0		0		0	

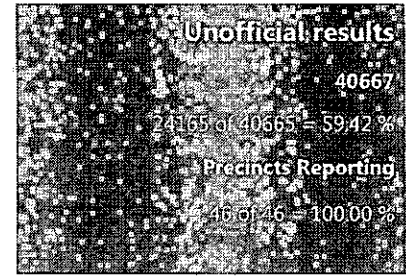


POLK COUNTY, TEXAS

GENERAL ELECTION

11/3/2020

Page 7 of 10



Constable, Precinct No. 1

Choice	Party	Absentee Voting		Early Voting		Election Day Voting		Total	
Scott Hughes	REP	3416	100.00%	3651	100.00%	1122	100.00%	8189	100.00%
	Cast Votes:	3416	100.00%	3651	100.00%	1122	100.00%	8189	100.00%
	Undervotes:	1515		716		187		2418	
	Overvotes:	0		0		0		0	

Constable, Precinct No. 2

Choice	Party	Absentee Voting		Early Voting		Election Day Voting		Total	
William R. (Bill) Cunningham	REP	266	100.00%	3490	100.00%	583	100.00%	4339	100.00%
	Cast Votes:	266	100.00%	3490	100.00%	583	100.00%	4339	100.00%
	Undervotes:	101		461		81		643	
	Overvotes:	0		0		0		0	

Constable, Precinct No. 3

Choice	Party	Absentee Voting		Early Voting		Election Day Voting		Total	
Ray Myers	REP	195	100.00%	2183	100.00%	617	100.00%	2995	100.00%
	Cast Votes:	195	100.00%	2183	100.00%	617	100.00%	2995	100.00%
	Undervotes:	99		515		187		801	
	Overvotes:	0		0		0		0	

Constable, Precinct No. 4

Choice	Party	Absentee Voting		Early Voting		Election Day Voting		Total	
Darwon Evans	REP	290	100.00%	3084	100.00%	868	100.00%	4242	100.00%
	Cast Votes:	290	100.00%	3084	100.00%	868	100.00%	4242	100.00%
	Undervotes:	91		348		93		532	
	Overvotes:	0		0		0		0	

Cumulative Results

Run Time: 8:43 PM
Run Date: 11/03/2020

POLK COUNTY, TEXAS

GENERAL ELECTION

11/3/2020

Page 8 of 10

Unofficial results

40667
24165 of 40665 = 59.42 %
Precincts Reporting
46 of 46 = 100.00 %

School Board Trustee, Position 4 - Vote for none or one

Choice	Party	Absentee Voting		Early Voting		Election Day Voting		Total	
Kabe Murphy		51	85.00%	334	82.06%	251	88.38%	636	84.69%
William Handy Jr.		9	15.00%	73	17.94%	33	11.62%	115	15.31%
Cast Votes:		60	100.00%	407	100.00%	284	100.00%	751	100.00%
Undervotes:		61		74		24		159	
Overvotes:		0		0		0		0	

Mayor, Full Term - Vote for none or one

Choice	Party	Absentee Voting		Early Voting		Election Day Voting		Total	
Chip Choate		27	60.00%	487	63.83%	80	62.02%	594	63.39%
Tommy Haddon		18	40.00%	276	36.17%	49	37.98%	343	36.61%
Cast Votes:		45	100.00%	763	100.00%	129	100.00%	937	100.00%
Undervotes:		16		105		21		142	
Overvotes:		0		0		0		0	

Councilmen, Full Term - Vote for none, one or two

Choice	Party	Absentee Voting		Early Voting		Election Day Voting		Total	
James W. Arnett		26	57.78%	595	72.47%	103	75.18%	724	72.18%
Paul Lavery		19	42.22%	226	27.53%	34	24.82%	279	27.82%
Cast Votes:		45	100.00%	821	100.00%	137	100.00%	1003	100.00%
Undervotes:		77		915		163		1155	
Overvotes:		0		0		0		0	

Cumulative Results

Run Time 8:43 PM
Run Date 11/03/2020

POLK COUNTY, TEXAS

GENERAL ELECTION

11/3/2020

Page 9 of 10

Unofficial results

40667
24165 of 40665 = 59.42 %

Precincts Reporting

46 of 46 = 100.00 %

Trustee, Position 4 - Vote for none or one

Choice	Party	Absentee Voting		Early Voting		Election Day Voting		Total	
Pobla Gallier		74	49.66%	1007	44.64%	136	40.72%	1217	44.43%
Johnny Byrd		75	50.34%	1249	55.36%	198	59.28%	1522	55.57%
Cast Votes:		149	100.00%	2256	100.00%	334	100.00%	2739	100.00%
Undervotes:		85		532		73		690	
Overvotes:		0		0		0		0	

Trustee, Position 7 - Vote for none or one

Choice	Party	Absentee Voting		Early Voting		Election Day Voting		Total	
Candice Davies		117	100.00%	2119	100.00%	309	100.00%	2545	100.00%
Cast Votes:		117	100.00%	2119	100.00%	309	100.00%	2545	100.00%
Undervotes:		117		669		98		884	
Overvotes:		0		0		0		0	

Board of Trustee Position #1 - Vote for none or one

Choice	Party	Absentee Voting		Early Voting		Election Day Voting		Total	
Angela Rice		10	31.25%	221	19.45%	53	21.63%	284	20.10%
Lync Cavanaugh		13	40.63%	295	25.97%	49	20.00%	357	25.27%
Peter D. Burks		9	28.13%	620	54.58%	143	58.37%	772	54.64%
Cast Votes:		32	100.00%	1136	100.00%	245	100.00%	1413	100.00%
Undervotes:		10		252		45		307	
Overvotes:		0		0		0		0	

Cumulative Results

Run Time 8:43 PM
Run Date 11/03/2020

POLK COUNTY, TEXAS

GENERAL ELECTION

11/3/2020

Page 10 of 10

Unofficial results

40667
24165 of 40665 = 59.42 %
Precincts Reporting
46 of 46 = 100.00 %

Board of Trustee Position #2 - Vote for none or one

Choice	Party	Absentee Voting		Early Voting		Election Day Voting		Total	
Thomas Roberts		15	62.50%	673	61.97%	169	72.22%	857	63.76%
Carmen Vera		9	37.50%	413	38.03%	65	27.78%	487	36.24%
Cast Votes:		24	100.00%	1086	100.00%	234	100.00%	1344	100.00%
Undervotes:		18		302		56		376	
Overvotes:		0		0		0		0	

Board of Trustee Position #3 - Vote for none or one

Choice	Party	Absentee Voting		Early Voting		Election Day Voting		Total	
Matthew Cole		12	38.71%	326	29.29%	76	31.15%	414	29.83%
Robert Poage		11	35.48%	369	33.15%	56	22.95%	436	31.41%
Lawrence Lee Jolly Jr.		8	25.81%	418	37.56%	112	45.90%	538	38.76%
Cast Votes:		31	100.00%	1113	100.00%	244	100.00%	1388	100.00%
Undervotes:		11		275		46		332	
Overvotes:		0		0		0		0	

Texas Secretary of State



Election Unofficial Results Report
 2020 NOVEMBER 3RD GENERAL ELECTION
 November 03, 2020
 POLK County

Office Name	Candidate Name	Early Voting By Mail	Early Voting In Person	Election Day Count	Early Voting Count	Total Votes
PRESIDENT/VICE-PRESIDENT	DONALD J. TRUMP/MICHAEL R. PENCE	3747	11778	2971	15525	18496
	JOSEPH R. BIDEN/KAMALA D. HARRIS	2125	2524	704	4649	5353
	JO JORGENSEN/JEREMY "SPIKE" COHEN	47	89	34	136	170
	HOWIE HAWKINS/ANGELA WALKER	9	30	11	39	50
	PRESIDENT R. BODDIE/ERIC C. STONEHAM	0	0	0	0	0
	BRIAN CARROLL/AMAR PATEL	3	0	0	3	3
	TODD CELLA/TIM CELLA	0	0	0	0	0
	JESSE CUELLAR/JIMMY MONREAL	0	0	0	0	0
	TOM HOEFLING/ANDY PRIOR	0	0	0	0	0
	GLORIA LA RIVA/LEONARD PELTIER	0	0	0	0	0
	ABRAM LOEB/JENNIFER JAIRALA	0	0	0	0	0
	ROBERT MORROW/ANNE BECKETT	0	0	0	0	0

Texas Secretary of State



Election Unofficial Results Report
 2020 NOVEMBER 3RD GENERAL ELECTION
 November 03, 2020
 POLK County

Office Name	Candidate Name	Early Voting By Mail	Early Voting In Person	Election Day Count	Early Voting Count	Total Votes
	KASEY WELLS/RACHEL WELLS	0	0	0	0	0
U. S. SENATOR	JOHN CORNYN	3760	11183	2725	14943	17668
	MARY "MJ" HEGAR	2000	2468	734	4468	5202
	KERRY DOUGLAS MCKENNON	67	265	92	332	424
	DAVID B. COLLINS	13	77	43	90	133
	RICARDO TURULLOLS- BONILLA	0	0	0	0	0
U. S. REPRESENTATIVE DISTRICT 36	BRIAN BABIN	3845	11705	2977	15550	18527
	RASHAD LEWIS	1861	2066	515	3927	4442
	CHAD ABBEY	74	165	59	239	298
	HAL J. RIDLEY JR	15	54	31	69	100

Texas Secretary of State



Election Unofficial Results Report
 2020 NOVEMBER 3RD GENERAL ELECTION
 November 03, 2020
 POLK County

Office Name	Candidate Name	Early Voting By Mail	Early Voting In Person	Election Day Count	Early Voting Count	Total Votes
RAILROAD COMMISSIONER	JAMES "JIM" WRIGHT	3691	11467	2813	15158	17971
	CHRYSTA CASTAÑEDA	1826	2205	626	4031	4657
	MATT STERETT	107	199	73	306	379
	KATIJA "KAT" GRUENE	47	60	26	107	133
CHIEF JUSTICE, SUPREME COURT	NATHAN HECHT	3689	11343	2777	15032	17809
	AMY CLARK MEACHUM	1915	2341	656	4256	4912
	MARK ASH	106	194	81	300	381
JUSTICE, SUPREME COURT, PLACE 6	JANE BLAND	3788	11531	2877	15319	18196
	KATHY CHENG	1870	2321	638	4191	4829

Texas Secretary of State



Election Unofficial Results Report
 2020 NOVEMBER 3RD GENERAL ELECTION
 November 03, 2020
 POLK County

Office Name	Candidate Name	Early Voting By Mail	Early Voting In Person	Election Day Count	Early Voting Count	Total Votes
JUSTICE, SUPREME COURT, PLACE 7	JEFF BOYD	3655	11323	2803	14978	17781
	STACI WILLIAMS	1934	2292	640	4226	4866
	WILLIAM BRYAN STRANGE III	85	216	80	301	381
JUSTICE, SUPREME COURT, PLACE 8	BRETT BUSBY	3700	11339	2809	15039	17848
	GISELA D. TRIANA	1871	2231	612	4102	4714
	TOM OXFORD	111	216	81	327	408
JUDGE, COURT OF CRIMINAL APPEALS PLACE 3	BERT RICHARDSON	3722	11427	2820	15149	17969
	ELIZABETH DAVIS FRIZELL	1922	2363	678	4285	4963
JUDGE, COURT OF CRIMINAL APPEALS PLACE 4	KEVIN PATRICK YEARY	3713	11446	2844	15159	18003
	TINA CLINTON	1918	2307	643	4225	4868

Texas Secretary of State



Election Unofficial Results Report
 2020 NOVEMBER 3RD GENERAL ELECTION
 November 03, 2020
 POLK County

Office Name	Candidate Name	Early Voting By Mail	Early Voting In Person	Election Day Count	Early Voting Count	Total Votes
JUDGE, COURT OF CRIMINAL APPEALS PLACE 9	DAVID NEWELL	3732	11447	2829	15179	18008
	BRANDON BIRMINGHAM	1895	2294	641	4189	4830
MEMBER, STATE BOARD OF EDUCATION, DISTRICT 8	AUDREY YOUNG	3942	11641	2912	15583	18495
	AUDRA ROSE BERRY	1103	1606	476	2709	3185
STATE REPRESENTATIVE DISTRICT 19	JAMES WHITE	4186	12553	3233	16739	19972
CHIEF JUSTICE, 9TH COURT OF APPEALS DISTRICT	SCOTT GOLEMON	4170	12229	3113	16399	19512
DISTRICT JUDGE, 411TH JUDICIAL DISTRICT	JOHN WELLS	4151	12175	3129	16326	19455
SHERIFF	BYRON LYONS	4254	12678	3257	16932	20189
COUNTY TAX ASSESSOR-COLLECTOR	LESLIE JONES BURKS	4293	12441	3187	16734	19921

Texas Secretary of State



Election Unofficial Results Report
2020 NOVEMBER 3RD GENERAL ELECTION
November 03, 2020
POLK County

Office Name	Candidate Name	Early Voting By Mail	Early Voting In Person	Election Day Count	Early Voting Count	Total Votes
COUNTY COMMISSIONER PRECINCT 1	GUYLENE ROGERS ROBERTSON	3457	3705	1121	7162	8283
COUNTY COMMISSIONER PRECINCT 3	MILTON B. PURVIS	204	2150	612	2354	2966
COUNTY CONSTABLE PRECINCT 1	SCOTT HUGHES	3416	3651	1122	7067	8189
COUNTY CONSTABLE PRECINCT 2	WILLIAM R. (BILL) CUNNINGHAM	266	3490	583	3756	4339
COUNTY CONSTABLE PRECINCT 3	RAY MYERS	195	2183	617	2378	2995
COUNTY CONSTABLE PRECINCT 4	DARWON EVANS	290	3084	868	3374	4242


Schelana Hock

From: voter services1 <voterservices1@lwwtexas.org>
Sent: Monday, November 09, 2020 9:00 PM
To: shock@co.polk.tx.us
Subject: Outstanding Website Certificate for Polk County
Attachments: Polk County - Certificate Rating of OUTSTANDING July 2020.pdf

Congratulations! Your county scored outstanding in quality in the League of Women Voters of Texas COVID-19 safety website review!

The League is so grateful that during these unprecedented times, you are working to promote citizens' voting and to defend our democracy. This review was narrow in scope to examine the type of information provided to voters regarding the impact of COVID-19 on voting and elections. We looked for information about absentee voting, recruitment or training of election workers, and safe voting measures implemented.

We can't thank you enough for your tireless efforts to ensure that everyone has access to important voter and election information. Please accept this congratulatory certificate, and thank you so much for continuing to empower voters and defend democracy in Texas!



Grace Chimene
President



1212 Guadalupe St. #107
Austin, Texas 78701
512-472-1100
LWVTexas.org
lwwtexas@lwwtexas.org